

Morgan Floor Plan

In The Estates at Steeplechase North from \$689,900

PLAN DETAILS

Pricing from \$689,900

-



Traditional Side Entry Elevation

Designed with functionality in mind, the Morgan features a flowing, open-concept Kitchen, Dining Nook, and Great Room that are the heart of this home. As you enter through the 2 Car Garage, you'll find a Mudroom that's perfect for dropping off items like shoes, coats, or anything else you'd prefer to store. Just beyond, the expansive main living area awaits. Windows line the wall of the Great Room, and just beyond is a beautiful Kitchen that will please the pickiest of home chefs. A guest Foyer, Study, Dining Room/Flex Space, and Powder Room round out the first floor of this gorgeous home. Upstairs you'll find a large Owner's Suite with two walk-in closets and a private Owner's Bath that's perfect for getting away from it all. The remaining three Bedrooms all have their own walk-in closets ... Read More at tuskeshomes.com

Morgan Floor Plan

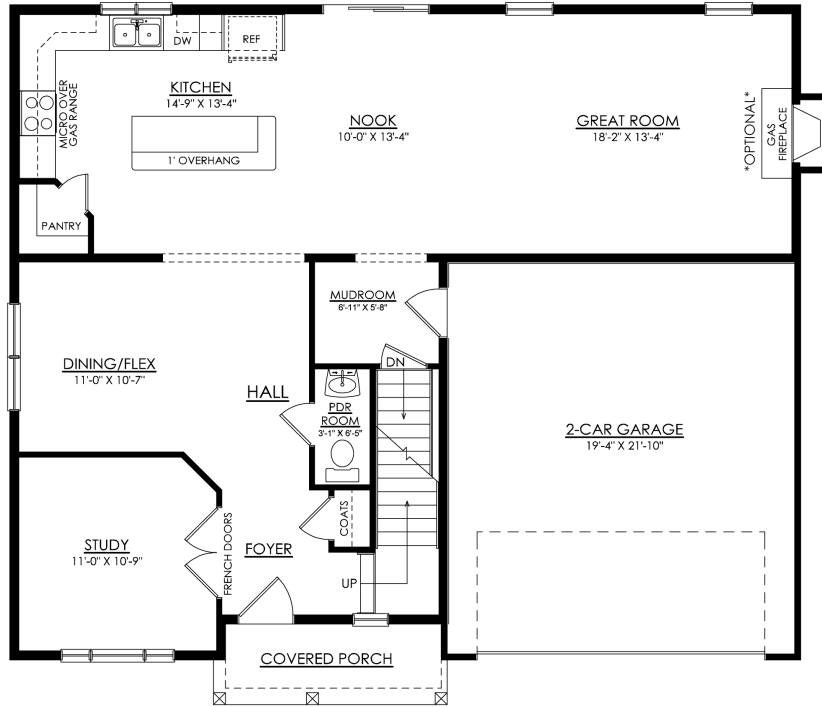
In The Estates at Steeplechase North from \$689,900



Country Side Entry Elevation

Morgan Floor Plan

In The Estates at Steeplechase North from \$689,900



MORGAN TRADITIONAL
STARTING AT 2648 SF

1ST FLOOR PLAN

Morgan Floor Plan

In The Estates at Steeplechase North from \$689,900

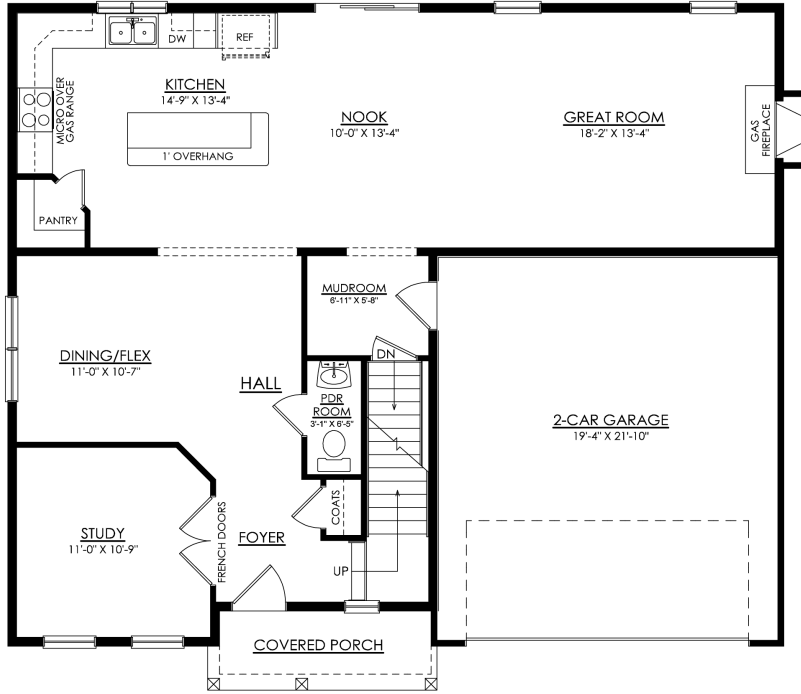


MORGAN TRADITIONAL
STARTING AT 2648 SF

2ND FLOOR PLAN

Morgan Floor Plan

In The Estates at Steeplechase North from \$689,900

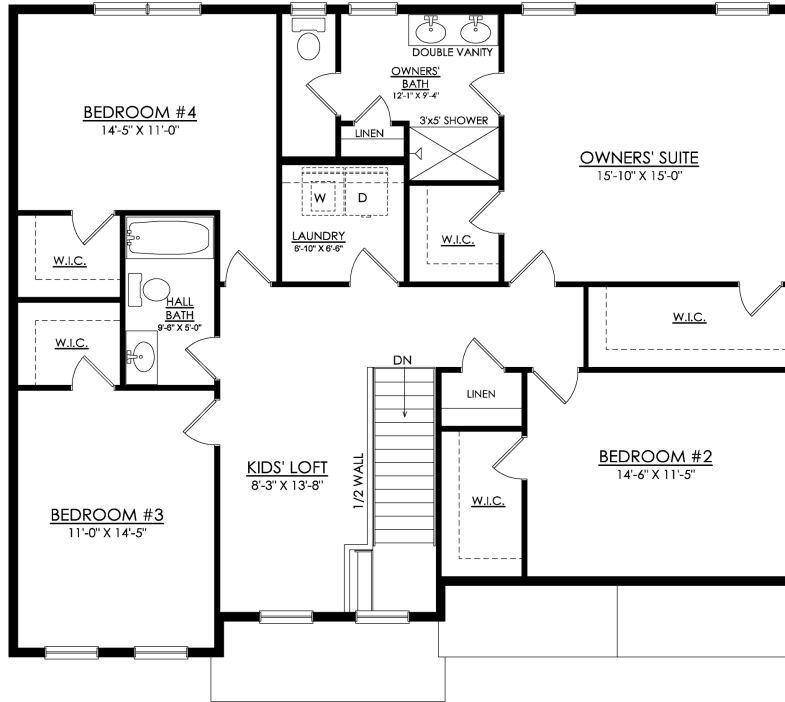


MORGAN COUNTRY
STARTING AT 2648 SF

1ST FLOOR PLAN

Morgan Floor Plan

In The Estates at Steeplechase North from \$689,900



MORGAN COUNTRY
STARTING AT 2648 SF

2ND FLOOR PLAN